

Home Learning Guidance

Home Learning Passports are given at the start of each half term. This passport contains activities for you to complete with your family at home. These activities support current curriculum learning.

- You should complete **at least one activity** from this passport. An adult at home can help you.
- Completed work should be handed to your Class Teacher by the date given.
- Remember to also read your **Home/School Reading Books** and record this in your **Reading Record**.


If you require **basic resources** such as paper, pens, pencils to support with fulfilling your project please make your request by emailing: homelearning@devonshirehill.haringey.sch.uk
If you do not have **internet access** please contact the Main Office to discuss support.



Devonshire Hill Nursery & Primary School

Home Learning Passport

Year 6
Summer 1




Please return home learning to your teacher by:

Friday 9 May 2025


Complete one or more of the following:

Year 6




Marvellous Magicians!

Show us your marvellous mathematical skills by creating your own maths investigation. This can involve mathematical manipulatives like dominos, dice, number cards, coins etc. Your investigation can involve looking for patterns, sequences and number rules. Have fun!



Scientific Discovery

You have just discovered five new animals! Create a report for each one and... give them a fun name. Category - is it a mammal, reptile, bird, amphibian, or fish? Description - what does it look like (e.g. fur, scales, feathers)? Habitat - where do they live (e.g., land, water)? Diet - what does it eat?



Create Your Own Migration Story

Imagine you are part of a group of people who are migrating. You can choose to be from any time or place in the world! Tell us who you are (e.g. explorers/settlers)? Where are you going (e.g. between countries/continents)? Why are you moving? Are you in the past, present or future? Include Migration Map to show your journey, including the starting and ending points. Use arrows or a path to show the route. Write a short diary entry from the perspective of someone in your migration group.

