

Welcome to
Maths with Parents

Our Vision

We are a charity working to ensure every child is supported at home to fulfil their academic potential

Mission

To motivate and empower families to have enjoyable learning experiences together.

How we do this

Through our website we provide parents with videos, games and activities, chosen by their child's teacher.



How it works

1



There is a 2minute video for you to watch with your child for every topic

2



Activities are to help you **explore** learning together.

3



There are not right and wrong answers so write a comment so the teacher knows how it went.

They love to see photos too!

Signing up

Did you sign up last academic year?

Then just use the same login details. Your username is your email address. No need to re-register with the class code – you can just select the right class when signed in!

To sign up for the first time you need:

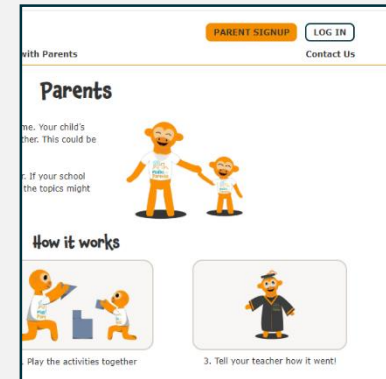
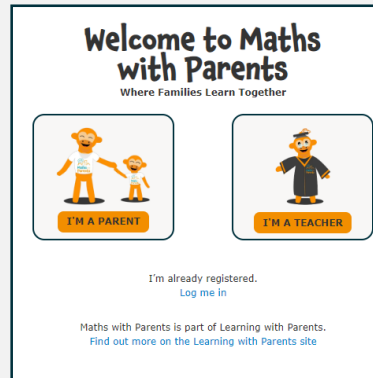
1. Your **class code** (this may be on a letter from the school)
2. Your email address



How to sign up

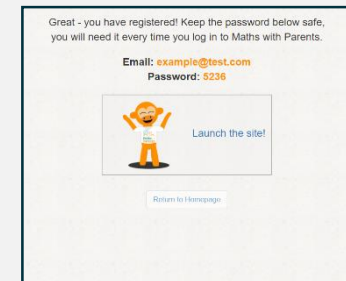
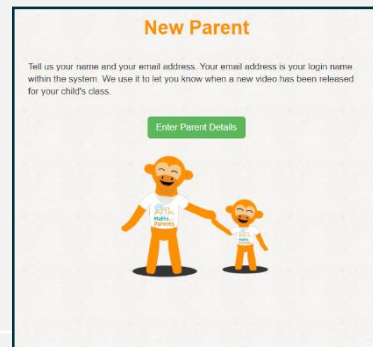
1

Go to www.mathwithparents.com and click on I'm a parent, and then Parent Sign Up



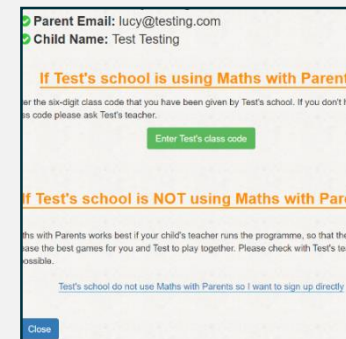
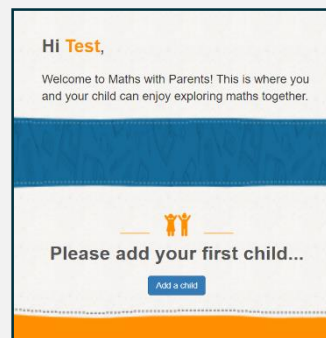
2

Click to enter your details
Click to launch the site



3

Click to add your child
Enter your child's details and 6-digit class code.
Once you have used this to register, you will not need it again!



Using Maths with Parents



Log In

Hi **Joe**,

Welcome to Maths with Parents! This is where you and your child can enjoy exploring maths together.



Please select your child...

Tommy



Select




Click on your child's Mathscot

Do you have other
to add them:


se the link below

Add another child

Throughout the year



Show Trophy Cabinet



Current topic

Tommy recently learnt **Addition and subtraction of 1s with regrouping** at school.

Watch the video below and then play the activities together



1

Click to watch the video
Choose your activity!


Activities for Tommy


Bead String




Explore


Race to 50




Explore



Doing and Undoing



Explore



Teddy Bear Picnic



Find your four favourite teddies. They are going to have a teddy bears picnic!

You need some items for the teddies to share, e.g. 20 grapes, 12 raisins, 4 plates, 1 chocolate bar, 4 glasses, 1 bottle of water, 1 pizza. For some ideas for counters see the PDF below:

[Download](#)

The teddies want to share everything equally.

Can you make sure that each teddy gets a fair share of the picnic?


Extra depth:
Can you find halves and quarters in your kitchen? Which food items are difficult to share equally?





Did you enjoy it? ★★★★★

Family comment:
What did Tommy enjoy or do well in this activity?
Teddy enjoyed the grapes.

Tommy's comment:
What did you find easy or hard? Let your teacher know!
Water was hard to share.

Upload a photo:
Do you want to upload a photo of you and Tommy playing this activity together? Use the button below:
[Upload photo](#)



[CLOSE ACTIVITY](#)

2

Play the activity together

3



Rate the activity

4


Leave a family and child comment or upload a photo to let the teacher know how it went

5

Choose an item for your Monkey Mathscot!



Challenges



What next?

1




2




3





See you soon on
Maths with Parents!



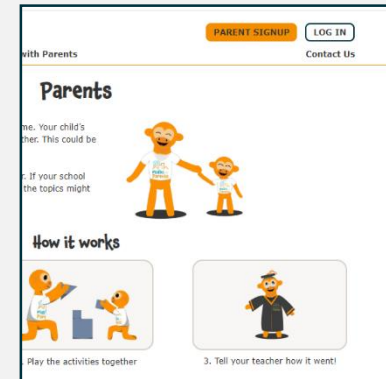
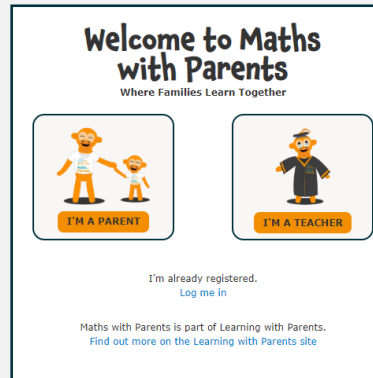
If you need any help,
get in touch

hello@mathswithparents.com

How to sign up

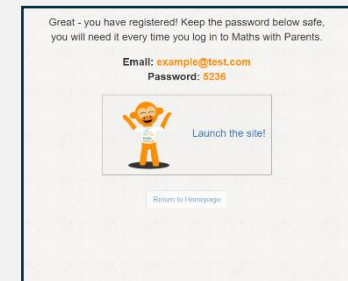
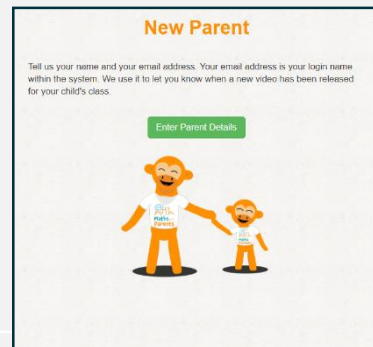
1

Go to www.mathwithparents.com and click on I'm a parent, and then Parent Sign Up



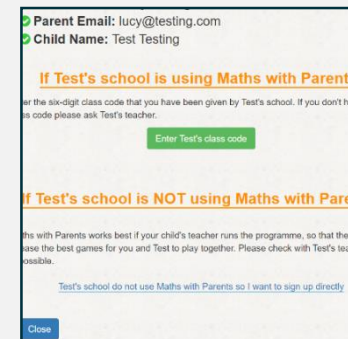
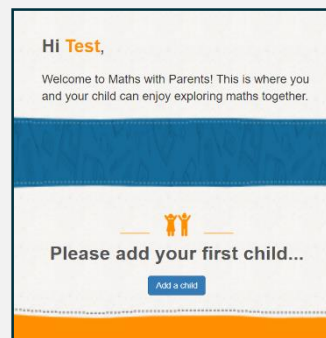
2

Click to enter your details
Click to launch the site



3

Click to add your child
Enter your child's details and 6-digit class code.
Once you have used this to register, you will not need it again!



Can I add another child or parent?

Adding Another Child

1. Log in to your account
2. At the bottom of your page there is a 'Add another child' icon:

Do you have other children to sign up? You will need their class codes. Use the link below to add them.

Add another child

3. Click on this button
4. Enter your other child's class code
5. Enter their name, and then click 'Confirm'

Adding Another Parent

You can add as many parents, grandparents, carers etc. as required.

They will need to register the same way from the start – **just make sure everyone spells the child's name exactly the same.**

You will then all have access to the same account