

Children should have access to a number of resources including, numicon, number lines, hundred square grid, images and objects

ADDITION

Key words: add, plus, together, altogether, total, more, sum of, forward

The 100 Square Grid: We use it to count on in addition.

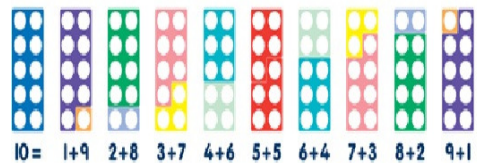
1	2	3	4	5	6	7	8	9	10
11	12	13	14	15	16	17	18	19	20
21	22	23	24	25	26	27	28	29	30
31	32	33	34	35	36	37	38	39	40
41	42	43	44	45	46	47	48	49	50
51	52	53	54	55	56	57	58	59	60
61	62	63	64	65	66	67	68	69	70
71	72	73	74	75	76	77	78	79	80
81	82	83	84	85	86	87	88	89	90
91	92	93	94	95	96	97	98	99	100

Partitioning: We use partitioning for addition.

Example

56 + 34 = ?
 50 + 30 = 80
 6 + 4 = 10
 80 + 10 = 90

Number bonds are supported by using numicon



SUBTRACTION

Key words: take away, subtract. Minus, less, fewer, left, back

The 100 Square Grid: We use it to count back for subtraction.

1	2	3	4	5	6	7	8	9	10
11	12	13	14	15	16	17	18	19	20
21	22	23	24	25	26	27	28	29	30
31	32	33	34	35	36	37	38	39	40
41	42	43	44	45	46	47	48	49	50
51	52	53	54	55	56	57	58	59	60
61	62	63	64	65	66	67	68	69	70
71	72	73	74	75	76	77	78	79	80
81	82	83	84	85	86	87	88	89	90
91	92	93	94	95	96	97	98	99	100

Partitioning: We use partitioning for subtraction.

Example

68 - 42 = ?
 60 - 40 = 20
 8 - 2 = 6
 20 + 6 = 26

Inverse: We understand that subtraction undoes addition.

Example


I know that:
 6 + 4 = 10 so 10 - 6 = 4

MULTIPLICATION

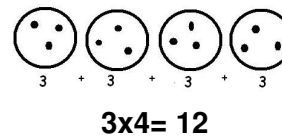
Key words: times, repeated addition, double, groups of, multiply, double, triple

Children learn to recall and use multiplication facts for the 2,5 and 10 times tables.

Numicon: We use numicon by stacking to help understand multiplication.



Repeated addition: Counters are used to show groups and repeated addition.

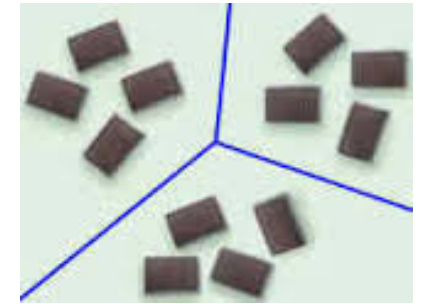


My Times Tables		
2 times table	5 times table	10 times table
0 x 2 = 0	0 x 5 = 0	0 x 10 = 0
1 x 2 = 2	1 x 5 = 5	1 x 10 = 10
2 x 2 = 4	2 x 5 = 10	2 x 10 = 20
3 x 2 = 6	3 x 5 = 15	3 x 10 = 30
4 x 2 = 8	4 x 5 = 20	4 x 10 = 40
5 x 2 = 10	5 x 5 = 25	5 x 10 = 50
6 x 2 = 12	6 x 5 = 30	6 x 10 = 60
7 x 2 = 14	7 x 5 = 35	7 x 10 = 70
8 x 2 = 16	8 x 5 = 40	8 x 10 = 80
9 x 2 = 18	9 x 5 = 45	9 x 10 = 90
10 x 2 = 20	10 x 5 = 50	10 x 10 = 100
11 x 2 = 22	11 x 5 = 55	11 x 10 = 110
12 x 2 = 24	12 x 5 = 60	12 x 10 = 120

DIVISION

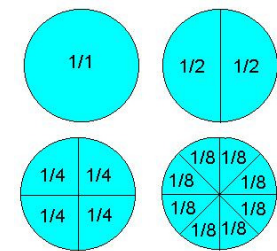
Key words: share, divide, divide by, share equally, groups, sets,

Sharing: We share into groups



12 ÷ 3 = 4

Sharing shapes: We halve, quarter and look at non unit fractions such as 3/4, using shapes, length, quantity and sets objects.



Inverse: We understand that Division undoes multiplication.

Example

I know that:
 4 x 3 = 12 so 12 ÷ 3 = 4

